
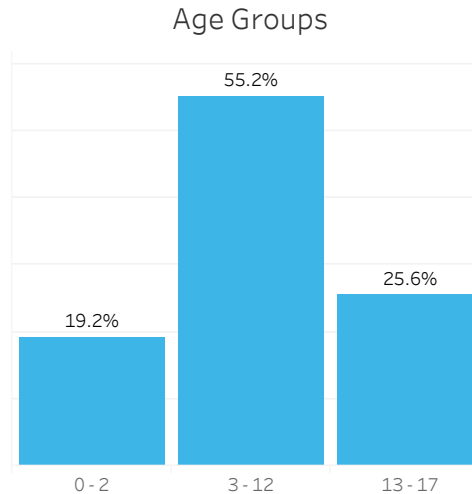
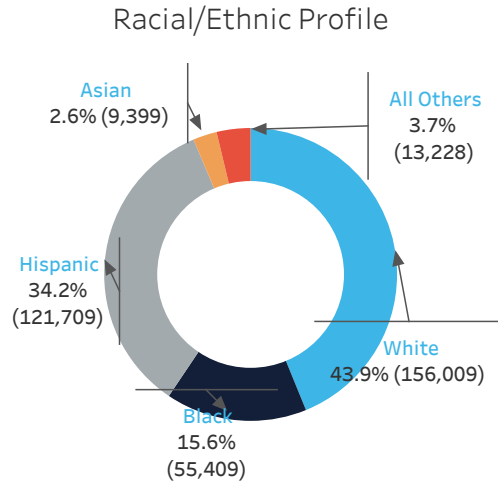



Population Profile Demographic Data

for Medicaid Members in CY 2015

Currently Showing:
Youth Medicaid Members with
Single Eligibility

Select Age Group
Youth



Diagnostic Prevalence Rates for Medicaid Members in CY 2015

▼ Select Medical Diagnosis
Asthma

Asthma: **12.7%**



▼ Select Mental Health Diagnosis
ADHD

ADHD: **6.8%**



▼ Select Substance Use Diagnosis
Cannabis

Cannabis: **0.5%**



Comorbid Diagnoses (BH & Med):
5.9%

Co-occurring Disorders (MH & SA):
0.8%

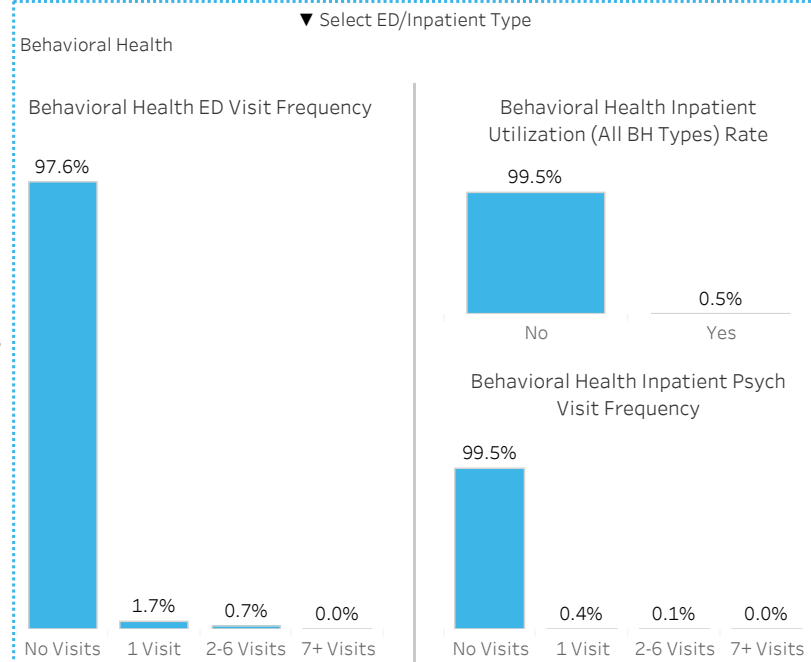
BH Service Utilizers:
15.8%

Total Avg. Dollars per Member: **\$2,965.95**



Total Spend

Total Dental Cost	\$112,945,109.79
Total Pharmacy Cost	\$184,924,868.38
Total Med/BH Claims Cost	\$757,279,146.18
Total Member Cost	\$1,055,149,124.35


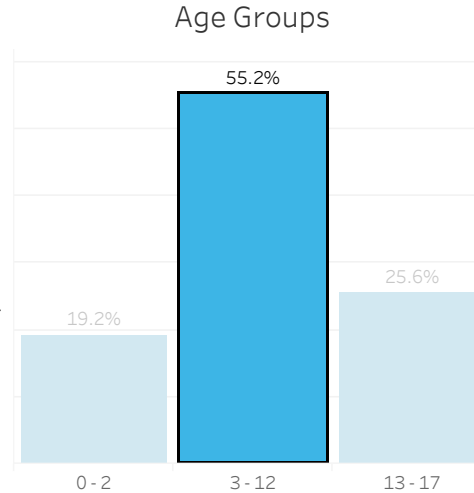
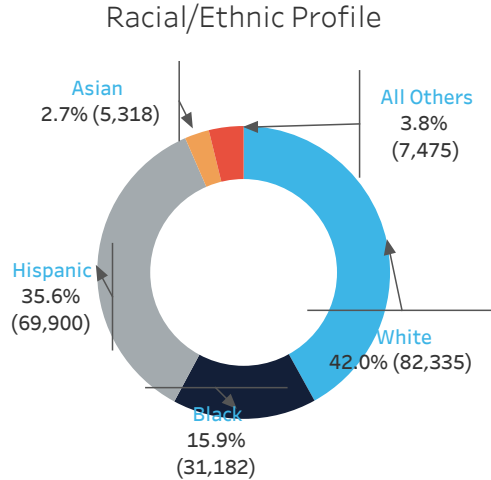



Population Profile Demographic Data

for Medicaid Members in CY 2015

Currently Showing:
Youth Medicaid Members with Single
Eligibility - 3-12 Year Olds

Select Age Group
Youth



Diagnostic Prevalence Rates for Medicaid Members in CY 2015

▼ Select Medical Diagnosis
Asthma

Asthma: **14.6%**



▼ Select Mental Health Diagnosis
ADHD

ADHD: **8.0%**



▼ Select Substance Use Diagnosis
Cannabis

Cannabis: **0.0%**



Comorbid Diagnoses (BH & Med): **5.6%**

Co-occurring Disorders (MH & SA): **0.2%**

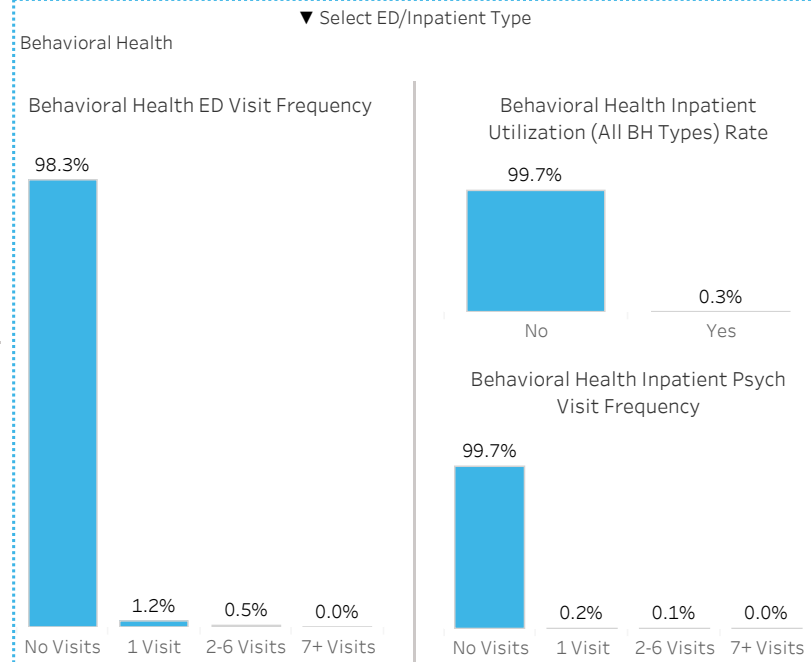
BH Service Utilizers: **15.3%**

Total Avg. Dollars per Member: **\$2,375.68**



Total Spend

Total Dental Cost	\$67,896,466.01
Total Pharmacy Cost	\$101,555,236.97
Total Med/BH Claims Cost	\$296,680,721.01
Total Member Cost	\$466,132,423.99


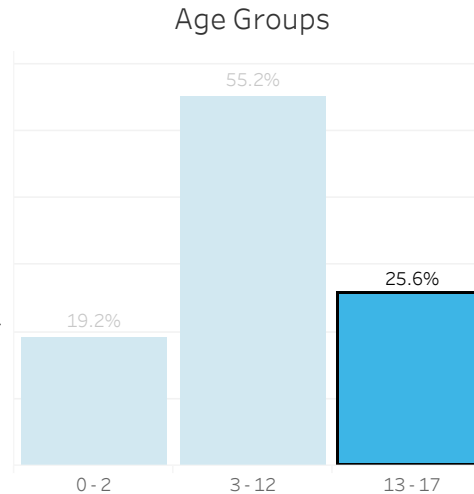
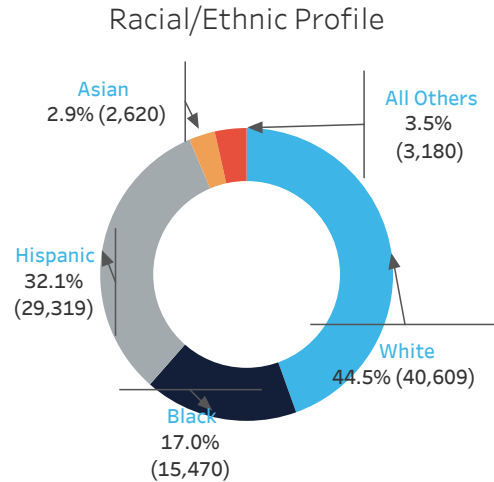
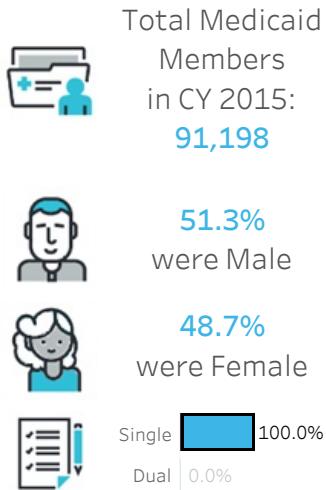


Population Profile Demographic Data

for Medicaid Members in CY 2015

Currently Showing:
Youth Medicaid Members with Single
Eligibility - 13-17 Year Olds

Select Age Group
Youth



Diagnostic Prevalence Rates for Medicaid Members in CY 2015

▼ Select Medical Diagnosis
Asthma

Asthma: **11.6%**



▼ Select Mental Health Diagnosis
ADHD

ADHD: **9.4%**



▼ Select Substance Use Diagnosis
Cannabis

Cannabis: **2.0%**



Comorbid Diagnoses (BH & Med):
8.3%

Co-occurring Disorders (MH & SA):
2.8%

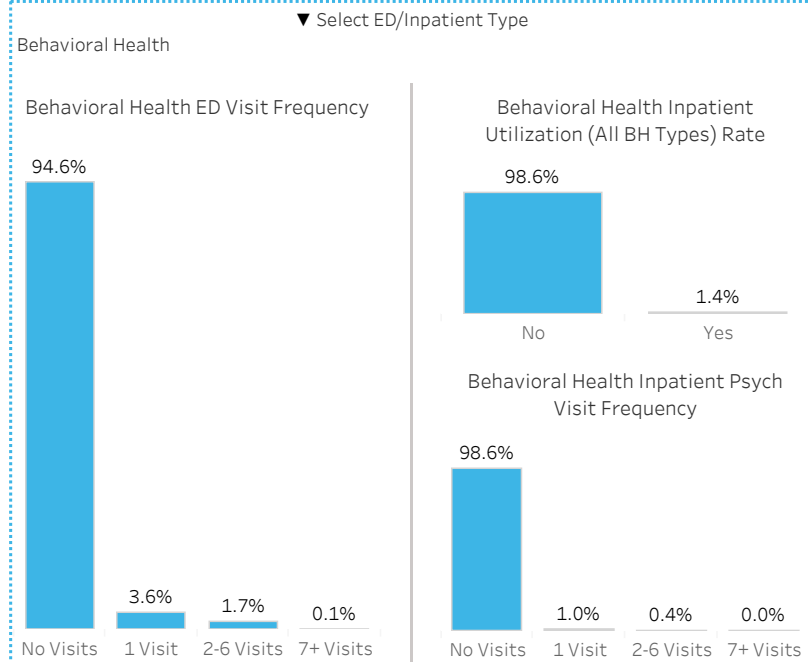
BH Service Utilizers:
24.8%

Total Avg. Dollars per Member: **\$3,759.98**



Total Spend

Total Dental Cost	\$40,197,089.87
Total Pharmacy Cost	\$66,818,855.83
Total Med/BH Claims Cost	\$235,886,409.33
Total Member Cost	\$342,902,355.03



Population Profile Demographic Data

for Medicaid Members in CY 2015

Currently Showing:
Youth Medicaid Members with Single
Eligibility - BH Service Utilizers

Select Age Group
Youth

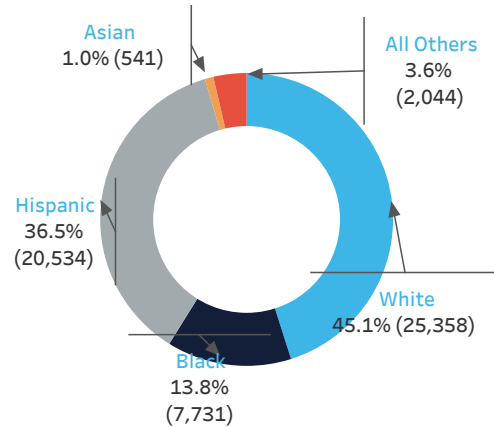
Total Medicaid
Members
in CY 2015:
56,208

55.7%
were Male

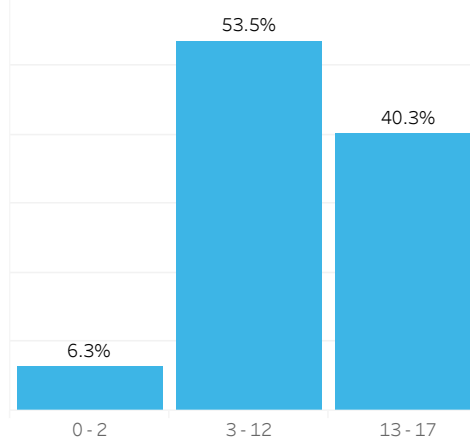
44.3%
were Female

Single **100.0%**
Dual **0.0%**

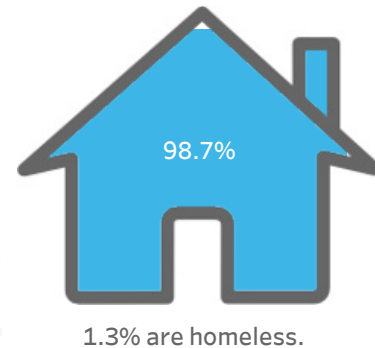
Racial/Ethnic Profile



Age Groups



Percent of Members with Housing



Diagnostic Prevalence Rates for Medicaid Members in CY 2015

▼ Select Medical Diagnosis
Asthma

Asthma: **20.2%**



▼ Select Mental Health Diagnosis
ADHD

ADHD: **33.2%**



▼ Select Substance Use Diagnosis
Cannabis

Cannabis: **3.2%**



Comorbid Diagnoses
(BH & Med):
27.9%

Co-occurring Disorders
(MH & SA):
5.0%

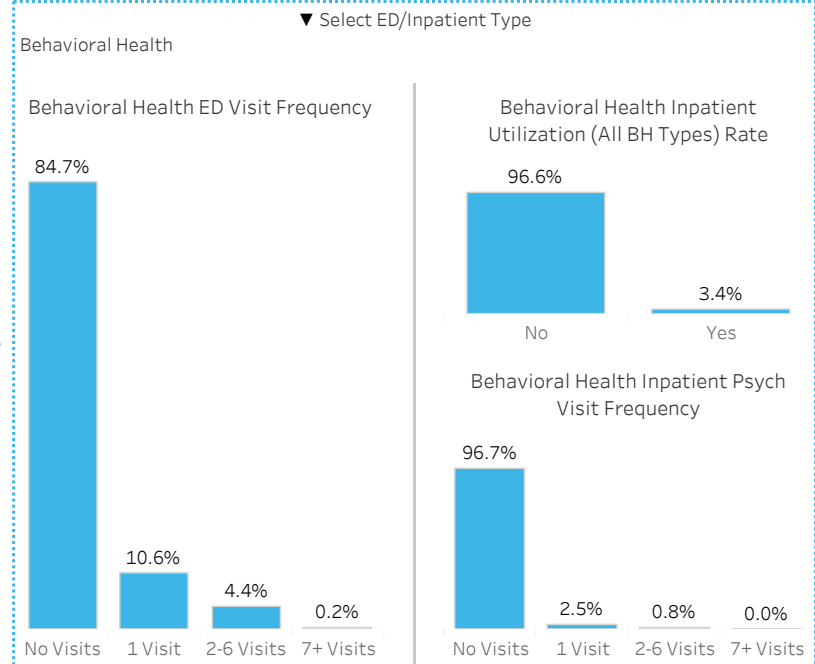
BH Service
Utilizers:
15.8%

Total Avg. Dollars per
Member: **\$7,991.37**



Total Spend

Total Dental Cost	\$25,037,052.13
Total Pharmacy Cost	\$84,945,338.54
Total Med/BH Claims Cost	\$339,196,499.38
Total Member Cost	\$449,178,890.05


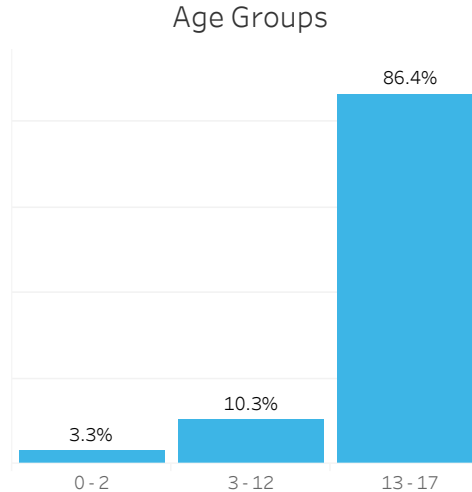
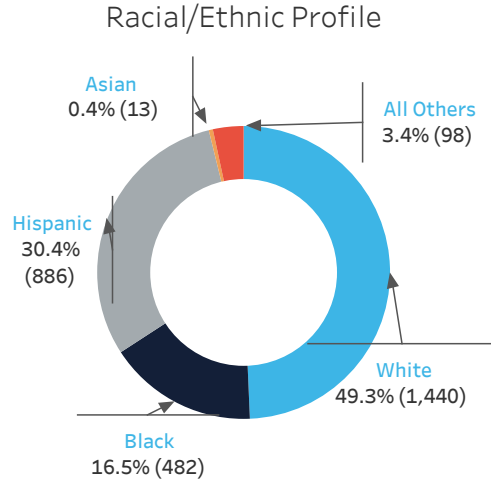



Population Profile Demographic Data

for Medicaid Members in CY 2015

Currently Showing:
Youth Medicaid Members with Single
Eligibility - Co-occurring Disorders

Select Age Group
Youth



Diagnostic Prevalence Rates for Medicaid Members in CY 2015

▼ Select Medical Diagnosis
Asthma

Asthma: **20.8%**



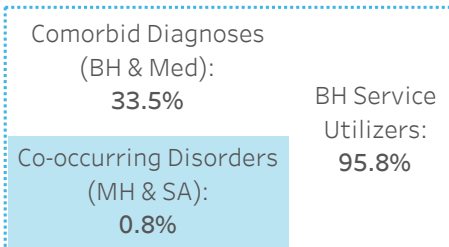
▼ Select Mental Health Diagnosis
ADHD

ADHD: **38.5%**



▼ Select Substance Use Diagnosis
Cannabis

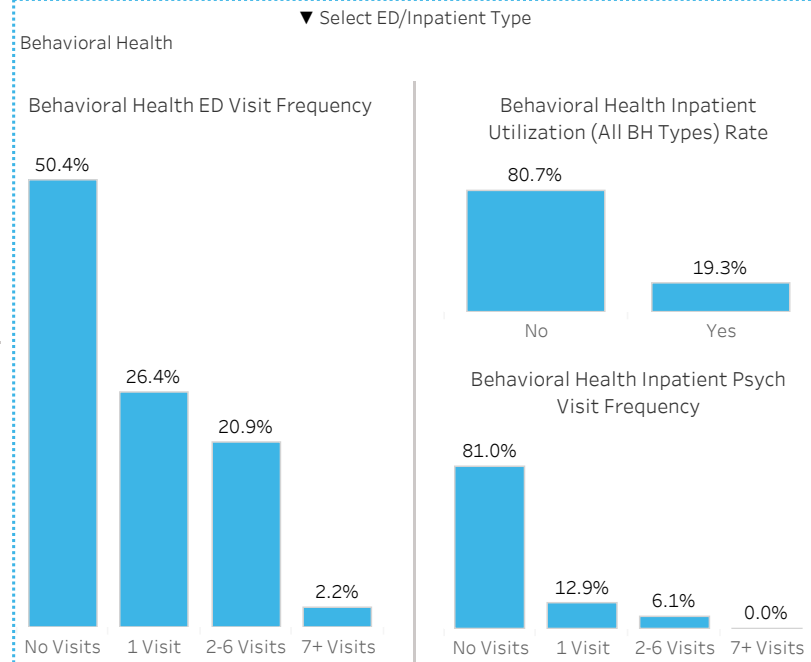
Cannabis: **56.3%**



Total Avg. Dollars per Member: \$18,602.31



Total Spend	
Total Dental Cost	\$1,405,692.06
Total Pharmacy Cost	\$5,980,590.22
Total Med/BH Claims Cost	\$46,913,855.37
Total Member Cost	\$54,300,137.65


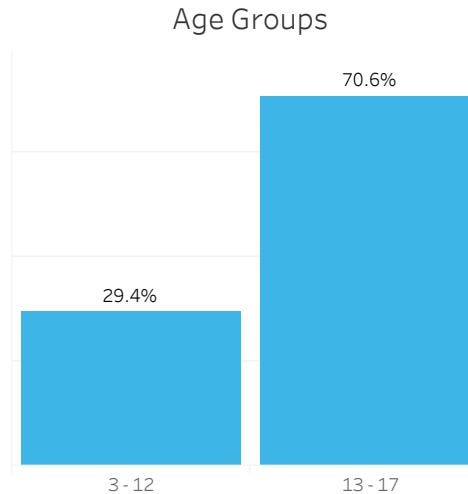
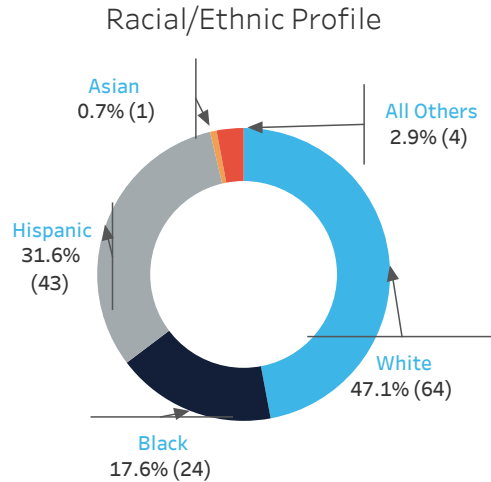
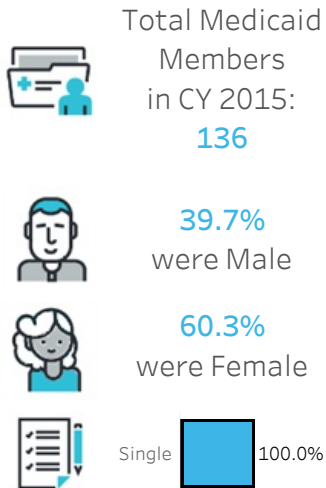


Population Profile Demographic Data

for Medicaid Members in CY 2015

Currently Showing:
Youth Medicaid Members with Single
Eligibility - BH ED Frequent Visitors

Select Age Group
Youth



Diagnostic Prevalence Rates for Medicaid Members in CY 2015

▼ Select Medical Diagnosis
Asthma

Asthma: **41.2%**



▼ Select Mental Health Diagnosis
ADHD

ADHD: **72.8%**



▼ Select Substance Use Diagnosis
Cannabis

Cannabis: **20.6%**



Comorbid Diagnoses (BH & Med): **69.9%**

Co-occurring Disorders (MH & SA): **47.8%**

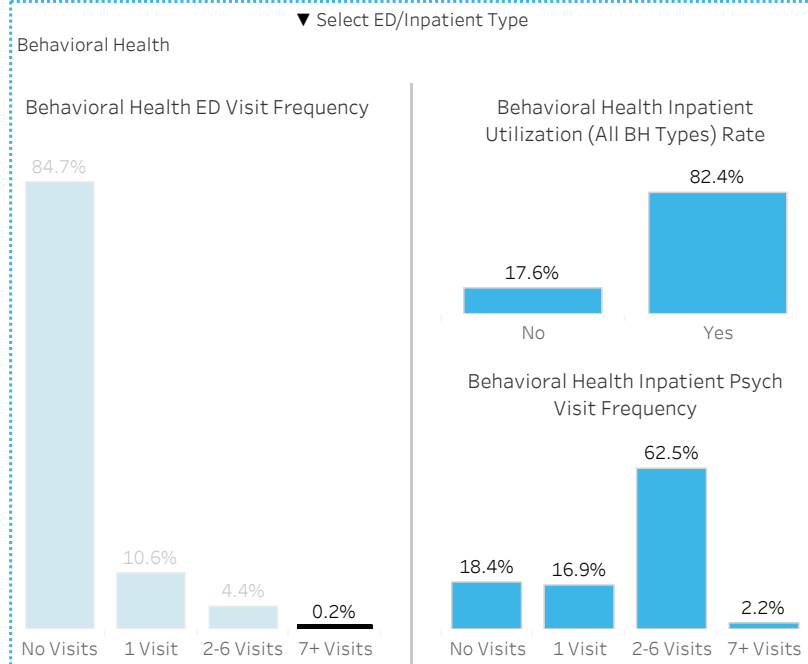
BH Service Utilizers: **100.0%**

Total Avg. Dollars per Member: **\$84,883.72**



Total Spend

Total Dental Cost	\$72,143.39
Total Pharmacy Cost	\$1,424,861.46
Total Med/BH Claims Cost	\$10,047,181.51
Total Member Cost	\$11,544,186.36


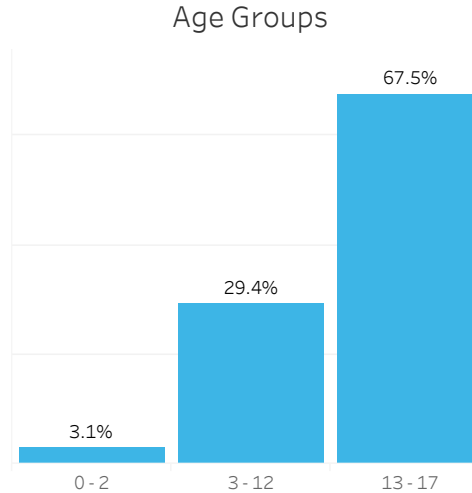
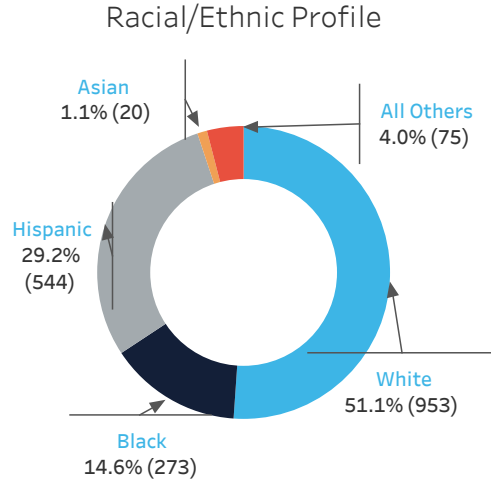



Population Profile Demographic Data

for Medicaid Members in CY 2015

Currently Showing:
Youth Medicaid Members with Single
Eligibility - BH IP Psych Utilizers

Select Age Group
Youth



Diagnostic Prevalence Rates for Medicaid Members in CY 2015

▼ Select Medical Diagnosis
Asthma

Asthma: **26.4%**



▼ Select Mental Health Diagnosis
ADHD

ADHD: **49.7%**



▼ Select Substance Use Diagnosis
Cannabis

Cannabis: **17.9%**



Comorbid Diagnoses (BH & Med): **44.7%**

Co-occurring Disorders (MH & SA): **29.8%**

BH Service Utilizers: **100.0%**

Total Avg. Dollars per Member: **\$43,621.26**



Total Spend

Total Dental Cost	\$824,616.35
Total Pharmacy Cost	\$7,243,746.39
Total Med/BH Claims Cost	\$73,285,292.44
Total Member Cost	\$81,353,655.18

